



**OFFICER**  
**MEDIA GROUP**  
OFFICER.COM OFFICER

**IN-HOLSTER  
HANDGUN  
RETENTION**

1

---

---

---


---

---

---

---

---



- ▶ Every fight an officer gets in has a handgun involved: their own.
- ▶ A good quality retention holster is necessary but not the complete answer.
- ▶ If a subject takes your weapon, statistics show that it WILL be used against you and others.

**IN-HOLSTER WEAPON RETENTION**

2

---

---

---


---

---

---

---

---



- ▶ Techniques to defend should be simple and easy to effect
- ▶ Lock opponent's hand down and strike across
- ▶ Clean Separation and create distance. Draw and engage as necessary.

**IN-HOLSTER WEAPON RETENTION**

3

---

---

---


---

---

---

---

---



**GROUNDED IN-HOLSTER HANDGUN RETENTION**

4

---

---

---

---

---

---

---

---



- ▶ On the ground, on your back - in the guard position
- ▶ Guard position permits opponent access to holstered weapon
- ▶ Lock down on the opponent's hand.

**GROUNDED IN-HOLSTER HANDGUN RETENTION**

5

---

---

---


---

---

---

---

---



- ▶ Elbow strike to head - to turn opponent off-balance
- ▶ BOTH hands to arm-bar / turn the opponent
- ▶ End result is arm-bar or broken arm / dislocated shoulder for opponent

**GROUNDED IN-HOLSTER HANDGUN RETENTION**

6

---

---

---

---

---

---

---

---