

**OFFICER
MEDIA GROUP**

OFFICER.COM OFFICER

EVIDENCE PACKAGING

Instructor:
Hilary Rodela, Private
Investigator for the
state of NM


1



- ▶ What you will learn in this course:
- ▶ How to properly package evidence.
- ▶ Particular types of packaging for evidence.
- ▶ Ways to safely package evidence.
- ▶ The Importance of evidence integrity.
- ▶ Ways to package evidence to ensure integrity is kept.

EVIDENCE PACKAGING


2



- ▶ Paper bags.
- ▶ Plastic (evidence specific) bags.
- ▶ Evidence tape.
- ▶ Sharps containers.
- ▶ Gun boxes-for both long guns and small firearms.
- ▶ Glass or plastic containers for particular liquids.
- ▶ Biohazard bags.
- ▶ Arson evidence containers.
- ▶ Manila envelopes.
- ▶ Faraday bags.
- ▶ Heat sealable bags.


MATERIALS FOR PACKAGING EVIDENCE

3



THE TYPE OF EVIDENCE YOU HAVE
DETERMINES WHAT TYPES OF PACKAGING
YOU USE TO STORE IT.


4



- ▶ Marijuana-must be completely dried before packaging it. Once it is, you can package it in either a clear, plastic evidence bag, or a manila envelope. You can also use a small, paper evidence bag.
- ▶ Cocaine-this should be packaged in a clear, plastic evidence bag, (powdered or crystal)
- ▶ Methamphetamine-whether it's powdered, or crystal, it should be in a clear, plastic evidence bag.
- ▶ Heroin-if it is in tar form, a clear plastic evidence bag should be used.
- ▶ Fentanyl-no matter if it is in liquid, patch, or pill form, this should be double or triple bagged in a clear, plastic evidence bag and should be labeled well that it contains fentanyl.
- ▶ Liquid forms of any drug-can be extracted into a small, plastic or glass container as long as it is documented and chain of custody is maintained. If in a syringe and it needs to be stored as well, use a sharps container or shove all the needle only and then package it in either a clear, plastic evidence bag or a sharps container.
- ▶ Pills-should be packaged in a clear, plastic evidence bag.
- ▶ Mushrooms-must be dried and then stored in a clear, plastic evidence bag, a small paper bag, or a manila envelope.

DRUG EVIDENCE


5



- ▶ Clear plastic evidence bags are suggested because they come with a seal and it is better for viewing drugs especially pills. This way if there is a question of how many pills are there, it can be viewed without having to open it and reseal.
- ▶ Weight should ALWAYS be written on the description of the evidence.
- ▶ If drugs are found with money rolled up or straws, you must package those too but separately from the drugs.
- ▶ Pipes or bongs should be dried completely and packaged separately from the actual drug.

ADDITIONAL DETAILS FOR DRUG
EVIDENCE


6



EVIDENCE, ALL EVIDENCE MUST BE PROPERLY SEALED. ONCE SEALED, IT MUST NEVER BE BROKEN.

When you seal evidence you must write your initials on the edge of the evidence tape as well as the date. If you need to reexamine evidence, you must open the package on a side that has no seal and then reseal it. If you do this it should be in your report and in the evidence database notes.


7




- ▶ Firearms should be made safe before packaging.
- ▶ Firearms should be packed in a box and tied down with zip ties.
- ▶ If the firearm is a revolver it needs to have a zip tie through the chamber so it cannot move.
- ▶ If the firearm is automatic, the slide needs to be pulled back and a zip tie put through it and the barrel.
- ▶ All magazines should be removed from the firearm.
- ▶ All ammunition should be removed, placed in an envelope or paper bag, and logged in separately.
- ▶ Never package a gun in plastic. It can let air in and rust.
- ▶ Long guns should be packaged just the same as pistols but in a larger gun box.

GUN EVIDENCE

8







EXAMPLES OF PACKAGING

In this photo you will see a biohazard container. Note that this is not the type that you would submit into evidence or package a sharp object in. It is the type you would use for temporary disposal until you can get it disposed of properly.



9

PAPER EVIDENCE BAGS

These would be used for storing drugs, or other objects that need to be in a "breathable" environment. These particular bags have the chain of custody field where you can note who handled the evidence as well as all of the pertinent information. Plain paper bags may also be used but the same information must still be included.

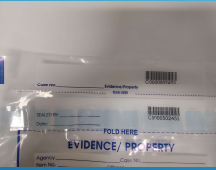

10

PLASTIC EVIDENCE BAGS

These bags can be used to store certain drugs and it is always suggested to store money in plastic so that it is viewable. You can use any type of plastic evidence bag for money as long as you ensure that two people have counted the money and sign and date the seal.


11





ADDITIONAL NOTES ON PLASTIC

The photo to the left shows the top of a plastic evidence bag. You will see there a strip at the top that can be removed. This is to go into the actual case file.

12







EVIDENCE TAPE

Evidence must always be sealed, initialed, and dated. If opened this must be documented, and opened in another area so as not to break the original seal. If you are in a pinch you can use masking tape but make sure it sticks well, and that you still sign, initial and date.

13







SHARPS CONTAINER

Sharp objects such as needles or even small knives should be packaged in this type of container. The ends should have evidence tape on them and should be initialed and dated.

Each of these tubes should have another label where you can write the pertinent information down and stick it to the tube.

14





ENVELOPES

These may be used for paper items or documents or some drugs. Again they should be sealed, initialed, and dated with evidence tape.

15



BOXES


Boxes are used for firearms and sometimes large knives. Some boxes come with the field note area included, but plain boxes may be used as long as the information is still written on the box. Firearms should be made safe, and should not contain ammunition, and they should be zip tied to the box. The edges of the box should be sealed properly with evidence tape.



16

- ▶ The case number.
- ▶ The date you are turning it in.
- ▶ The chain of custody thus far.
- ▶ The type of offense.
- ▶ The suspect name.
- ▶ The victim's name.
- ▶ The location the evidence was found.
- ▶ A short description of the evidence.
- ▶ And if applicable, marked "biohazard".


INFORMATION THAT SHOULD BE INCLUDED ON EVIDENCE PACKAGES



17

- ▶ Remember, when you package evidence properly it only improves the integrity of your case.

THANK YOU FOR ATTENDING THIS CLASS



18
